

YAMAHA

XTZ660 TÉNÉRÉ



Yamaha XTZ660 Ténéré.

This is where the dream stops and the adventure starts.

Everybody has a dream. And for many people, it is to experience The Spirit of Adventure.

Now, with the Yamaha XTZ660 Ténéré, those dreams can become a reality.

Developed from our Paris-Dakar racing bikes, the all-new Ténéré is the most sophisticated big single we have ever produced. To increase mid-range torque and top-end performance the XTZ features a high-efficiency 5-valve cylinder head. And with its innovative Yamaha Duo Intake System carburettor and capacity increase to 659 cc, the liquid-cooled motor pulls hard and fast right through the rev range.



Diamond-pattern frame features an integral oil tank, and is manufactured from high-tensile steel for maximum strength. A new wind-tunnel tested fairing significantly enhances aerodynamic efficiency, and for improved manoeuvrable and convenience we've reduced the seat height.

Featuring competition-standard front and rear suspension, this motorcycle is equipped to go as far away as your imagination lets you.

The all-new Yamaha XTZ660 Ténéré. Stop dreaming and start living!







**659 cc of liquid-cooled innovation.
Advanced Yamaha technology comes to the big-single class.**

Powering the new Ténéré is the most technologically-advanced 4-stroke single ever made by Yamaha. High intake efficiency is achieved by our revolutionary 5-valve head design, and to keep running temperature constant the 659 cc engine is liquid-cooled. YDIS carburettor ensures smooth power delivery from tickover to the red line — and for effortless electric starting there's an automatic decompression system.





Front forks

Featuring massive 43 mm stanchions and a heavy-duty brace, the Ténéré's competition-standard forks are extremely rigid and flex-resistant. Offering 220 mm wheel travel, the new front suspension gives excellent handling performance during braking, turning, and high speed straight-line riding.



Rear suspension

Monocross rear suspension with 200 mm travel uses a new Bilstein-type gas/oil shock for consistent damping performance even under extended hard use. Constructed from rectangular-section high-tensile steel, the strong swinging arm keeps the 17-inch rear wheel tracking accurately for precise handling.




Front and rear brakes

Brakes on the new Ténéré are designed to deliver excellent performance under a wide range of surface and speed conditions. Up front a twin-pot Nissin caliper works on a 282 mm drilled disc, with a 220 mm rotor and lightweight single piston caliper at the back.



Instrument panel/fuel tank

Stylish new instrument panel features a speedometer, tachometer, water temperature gauge and comprehensive indicator light display and is neatly recessed into the Paris-Dakar replica fairing. Fuel tank incorporates a slim rear section for improved rider comfort, and has a long-range 20-litre capacity.



Luggage rack

A rear carrier equipped with conveniently located tie-hooks gives the new XTZ660 a useful load-carrying capacity. Manufactured from aluminium, the carrier incorporates a passenger grab rail in its design for added pillion confidence.





W (WHITE)



YB (YAMAHA BLACK)



FBL (FRENCH BLUE)

Always wear a helmet, eye protection and protective clothing. Yamaha encourage you to ride safely and respect fellow riders and the environment. Specifications and appearance of Yamaha motorcycles shown here may vary according to requirements and conditions, and are subject to change without notice. For further details, please consult your Yamaha dealer.



XTZ660 Ténéré
TECHNICAL SPECIFICATIONS
ENGINE

Type 4-stroke, liquid-cooled,
SOHC 5-valve,
single cylinder

Displacement 659 cc

Bore and stroke . . . 100.0 x 84.0 mm

Compression ratio 9.2 : 1

Max. power

(DIN) 48 PS (35.3 kW) @ 6,250 rpm

(ISO) 44.6 PS (32.8 kW) @ 6,250 rpm

Max. torque

(DIN) 56.9 Nm (5.8 kg-m) @ 5,250 rpm

(ISO) 52.9 Nm (5.4 kg-m) @ 5,250 rpm

Lubrication Dry sump

Carburation TEIKEI Y26PV/1

Ignition Transistorised

Starter system Electric

Fuel tank capacity 20 litres

Oil tank capacity 2.6 litres

Transmission 5-speed

CHASSIS

Overall length 2,265 mm

Overall width 885 mm

Overall height 1,355 mm

Seat height 865 mm

Wheelbase 1,495 mm

Min. ground clearance 245 mm

Dry weight 169 kg

Front suspension Telescopic forks

Rear Suspension Swinging arm
(Monocross)

Front brake Single 282 mm Ø
hydraulic disc

Rear brake Single 220 mm Ø
hydraulic disc

Front tyre 90/90-21 54S

Rear tyre 120/90-17 64S