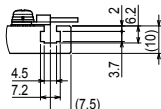
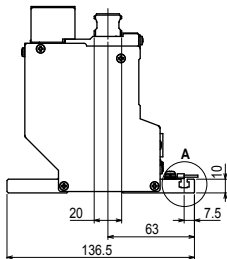
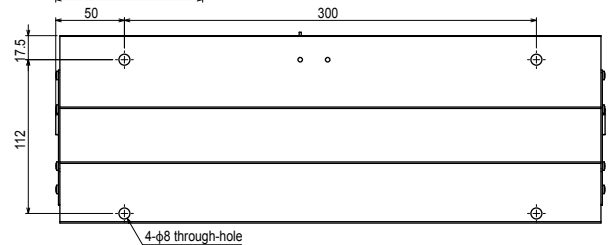
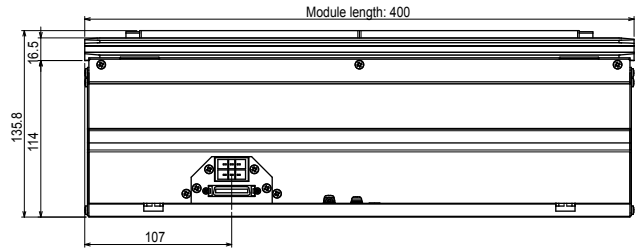
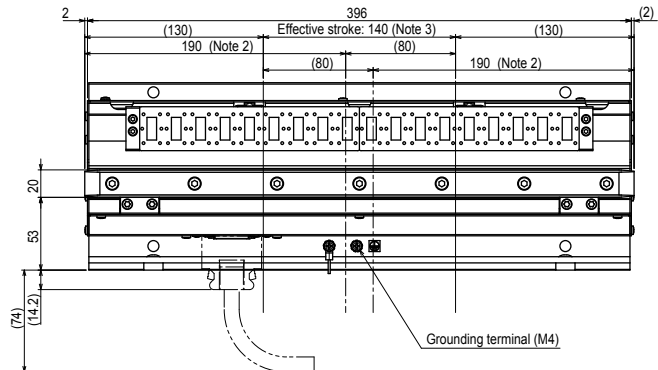


# LCM100-2MT Module for circulation



Details of A



Note 1. Use M6 hex socket head bolts to install the main body.

Note 2. For the stop point when the slider enters, specify a point 190mm or more away from the module end face.

When ejecting the slider, eject the slider after it has been stopped at a point 190mm or more away from the end face of the module on the ejection side. Otherwise, the slider may not be stopped or ejected correctly.

Note 3. The movement range above the module is 140mm around the center.

Note. No mechanical stoppers are provided due to product characteristics. When necessary, the customer installs appropriate mechanical stoppers.